
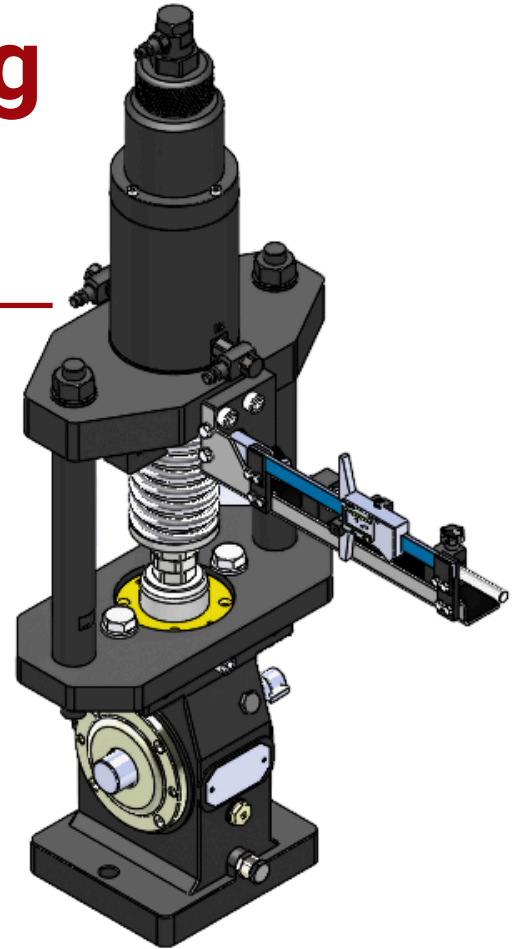


## K03600

# Designed for testing CAT3600 injector

## K03600


Developed to work Caterpillar  
3600 MUI on electronic or glass  
tube measurement system  
conventional test machines



**Specially  
designed cam  
shape with 15  
mm stroke**



**More precise,  
repeatable  
test results with a  
specially designed  
digital throttle system.**



**PT2012B**  
UNIVERSAL MECHANICAL  
PUMP TEST BENCH